

Recyclables and Trash Disposal Guidebook

Disposable things have made our lives very convenient, but if we don't dispose of our trash properly, it gradually builds up. This trash also contains many valuable resources that we can use, so when we collect it we try to dispose of it in a way that helps reduce waste and increase available resources. In order to recycle everything properly, we need your cooperation for proper trash separation. There are a lot of rules for trash separation and disposal, which can be pretty confusing. If you are ever unclear about the rules, feel free to ask us!



Hyuga city

Trash disposal application

Hyottokoremo Shigenbutsu

「ひょっとこれも資源物」

Download Free !

Download from the QR codes or search in the App store or Google Play store.

Trash disposal calendar, reminders, and updates (currently in Japanese Only)

Please try it out!



iPhone iPad



Android

※ QR Code is a registered trademark of DENSO WAVE Incorporated.

★ 4 Basic Rules

1. **Separate** trash according to type.
2. Take trash out only on designated days in the morning (by **8:40 AM**).
(Note that every district has its own schedule)
3. Always place trash in the nearest designated area.
4. Organize trash neatly so it won't scatter.
(due to crows, stray cats, and strong winds)



❌ In the case of strong winds and rain, especially caused by typhoons or other weather conditions, please wait until the next designated day.

Things Not Collected by the City

Large amounts of trash and large objects

- ◎ The **maximum** amount of trash that you can bring at one time to a Clean Station (where you dump your trash) is **30 kilograms** (about **4 bags**). If you have a large amount of trash due to moving or plant pruning, please take it to your nearest Disposal Center (see page 16).
- ◎ Please use **clear 15 to 45 liter trash bags** that are no thinner than **0.025 mm** (available at most drug stores and supermarkets). Please bring larger items that will not fit into these bags (typically items **over 80 cm**) to your nearest Disposal Center (Cleaning Center or Recycle Center).

❌ If you wish to dispose of large amounts of trash or large items at home, a licensed contractor can transport it to you for a fee. (See Page 2)

Illegal dumping and burning is strictly forbidden!

Carelessly throwing away trash and publicly burning trash are both **forbidden** under the Waste Management and Public Cleansing Act. Failure to comply will result in **severe penalties**.

We are always on patrol
for illegal disposal!



Collection
Timetable

Used Paper

Used Clothing
Empty Bottles
Pet Bottles

Cans

Plastic
Containers
and Packaging

Burnable
Trash

Unburnable
Trash

Examples of
disposal

Difficult
Items

Sorting
standards
table

Collection calendar for Recyclables and Trash

Please fill in the following with your region's schedule.



Burnable Trash (Page 8)

Weekly, Every day, day

Nonburnable Trash (Page 9)

Every Wednesday

Plastic Containers and Packaging (Page 7)

Weekly, Every day

Recyclables

Used paper, Used Clothing

Empty Bottles, Cans

Pet Bottles

(Page 4~6)

Monthly, Every

and day

Oversized waste

You can take trash directly to Disposal Centers, or ask one of the following licensed contractors.

Warning! You can't use unlicensed contractors to do this!

• Generally, items larger than 80 cm

(Page 16)

- ◇ Clean Hyuga
- ◇ Kuroda Kogyo
- ◇ Hyuga Eiseikosha

0982-53-3109

0982-55-0055

0982-54-5111

Recyclable Collecting Schedules for Each Region

● We Collect Recyclables Even on **Holidays**

(Please note that in January, collection may be put off a week.)

1st & 3rd Monday	Hiraiwa District • Mimitsu • Saiwaki
1st & 3rd Tuesday	Downtown • *Kitamachi1 • Kitamachi2 • Hiromi • Nakabaru • Takami Bridge Street Shinzaiichi • Gongenbaru • Nakamura • Okuno • Chizukaguchi • Shiomigaoka
1st & 3rd Wednesday	Terasako • Fukuse • Tsurunouchi • Sakonouchi • Haebaru
1st & 3rd Thursday	Hataura • Hososhima District * Horippou(Yamate-chou • Hamachou • Nakahori-chou • Hirano-chou • Fukamizo • Isegahama)
1st & 3rd Friday	Takasago • Kamiharamachi • Shimoharamachi • Shinsei-chou Era • Nagae • Kouen Doori • Sone
2nd & 4th Monday	Choko • Yamashita • Oukan • Kirishimayama2
2nd & 4th Tuesday	Hira • Kawaji • Matsubara • Kirishimayama1 • Akiyama • Kouyoudai
2nd & 4th Wednesday	Onoda • Koshiomote • Nakafuka • Tsuboya • Tano • Hasaka
2nd & 4th Thursday	Kajiki • Daioudani • Kamezakinaka Kamezaki East • Tsurumachi • Mukaecho
2nd & 4th Friday	Hontani • Nishikawachi • East Kusaba • West Kusaba • Haruhara Shoude • Geiyouden • Hyugadai • Hanagaoka

* Downtown: Minamimachi • Nakamachi • Asahi Doori • Honmachi • Uemachi • Chuo • Miyakomachi

* Hososhima District: Seishou • Yoshinogawa • Jizou • Yasaka • Shodemukai • Hachiman • Kougoudani • Ise • Miyanoue

Collection calendar of trash and plastic containers and packaging of each district

●We do not collect Burnable Trash on **holidays**, but we still collect on “Happy Monday” Holidays (**Marine Day, Respect for the Aged Day, Health and Sports Day, Coming of Age Day**). We always collect Unburnable trash and plastic containers and packaging, even on **holidays**.

Minamimachi • Nakamachi • Asahi Street
Honmachi • Uemachi • Chuo • Miyakomachi
Kitamachi1 • Kitamachi2 • Hontani • Haruhara
Nishikawachi • East Kusaba • West Kusaba
Hiromi • Nakabaru • Takami Bridge Street
Shinzaichi • Nakamura • Okuno • Chizukaguchi
Shiomigaoka • Shoude • Kajiki • Kojougahana
Hyugadai • Geiyouden • Hanagaoka

Burnable Trash • • • Mon, Thurs
Unburnable Trash • • • 2nd Wed
Plastic containers and packaging • Tues

Zaikouji area (West of the Route 10)
Gongenbaru • Ootaniijiri
Akiyama • Kouyoudai

Burnable Trash • • • Mon, Thurs
Unburnable Trash • • • 4th Wed
Plastic containers and packaging • Fri



Sone • Shimoharamachi
(North of the City road Hososhima-tsuusen)
Nagae • Ueharamachi
Shoude
Hataura • Tsurumachi • Kamezakinaka
Kamezaki East • Mukaecho • Daioudani
Kajiki (excluding Honfukano)

Burnable Trash • • • Tues, Fri
Unburnable Trash • • • 1st Wed
Plastic containers and packaging • Mon

Hososhima District
Horippou • Sone
(South of the City road Hososhima-tsuusen)
Takasago • Era • Park Street
(South of the City road Hososhima-tsuusen)
Zaikouji area (East of the Route 10)

Burnable Trash • • • Tues, Fri
Unburnable Trash • • • 3rd Wed
Plastic containers and packaging • Thurs

Collection
Calendar

Torikawa

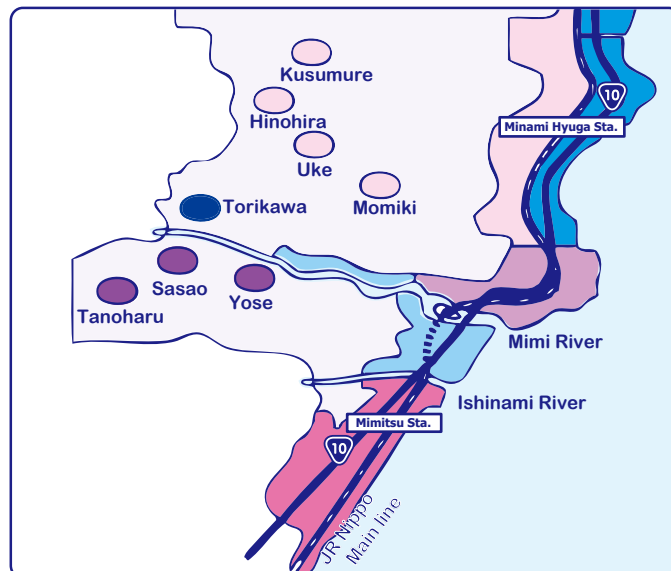
Burnable Trash • • • Tues, Fri
Unburnable Trash • • • 1st Wed
Plastic containers and packaging • Mon

Tanoharu • Sasao • Yose

Burnable Trash • • • Tues, Fri
Unburnable Trash • • • 2nd Wed
Plastic containers and packaging • Mon

Station street • Otoshi • Takamatsu
Miyanoshta

Burnable Trash • • • Mon, Thurs
Unburnable Trash • • • 2nd Wed
Plastic containers and packaging • Tues



Hiraiwa District (West of the JR Nippou Main line)

Burnable Trash • • • Tues, Fri
Unburnable Trash • • • 3rd Wednesday
Plastic containers and packaging • Monday

Hiraiwa District (East of the JR Nippou Main line)

Burnable Trash • • • Tues, Fri
Unburnable Trash • • • 4th Wednesday
Plastic containers and packaging • Monday

Saiwaki • Tomi

Burnable Trash • • • Mon, Thurs
Unburnable Trash • • • 4th Wednesday
Plastic containers and packaging • Tuesday

Tachinui • Shinmachi • Ishinami Byou • Iidani

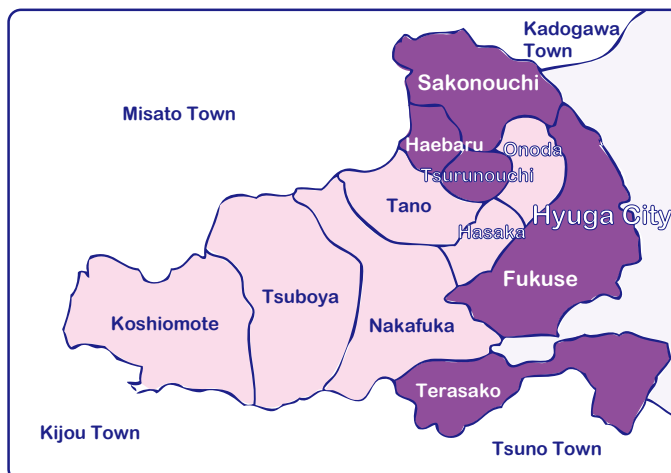
Burnable Trash • • • Mon, Thurs
Unburnable Trash • • • 1st Wednesday
Plastic containers and packaging • Tuesday

Onoda • Koshimote • Nakafuka
Tsuboya • Tano • Hasaka

Burnable Trash • • • Tues, Fri
Unburnable Trash • • • 3rd Wed
Plastic containers and packaging • Tues

Terasako • Fukuse • Tsurunouchi
Sakonouchi • Haeburu

Burnable Trash • • • Mon, Thurs
Unburnable Trash • • • 2nd Wed
Plastic containers and packaging • Fri



We also provide **yearly calendars**.
For details contact the Environmental Policy Section

Used Paper

Separate into
4 Types

Collection days

Twice a Month


Collection Area

Recyclable Collection Area

Disposal Method

Tie with a string in a cross pattern

Newspapers • Flyers



Please put newspapers and flyers in one pile as shown above

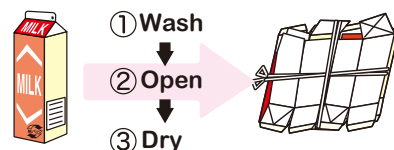
※ Advertisements that came in the newspaper can be included.

Cardboard

Look for the  mark

※ Please remove as much non-paper tape as possible

Paper Packaging


Look for the  mark※ Items with aluminum material on the inside are burnable trash. Magazines
Miscellaneous Papers

We collect business card sized papers and larger.

Magazines, Catalogues, Pamphlets, Public Relations Magazines, Copy Paper, Textbooks, Notebooks, Posters, Paper Packaging, Paper Padding etc.

※ The below illustration has **examples** of miscellaneous papers.

A Point About Disposal

Please remove any **plastic**.For small things that are **hard to tie** together, you can use paper bags or envelopes.

- Please do not throw out paper on **rainy days**. If you do, it will get **moldy** and we can't recycle it.
- Please **don't** put paper in plastic trash bags or cardboard, or use sticky tape to tie things together. Please tie with string as shown above.
- Paper that contains **personal or private information** can be put out as **Burnable Trash**.

Things that don't fall under this category.
(Example)

Even though the following items are paper, they fall under "Burnable Trash", so be careful! (See page 8)

Some items with the  mark don't fall under this category!

- Dirty Paper (Pizza Boxes, etc.)
- Wet Paper
- Strong Smelling Paper (Detergent Boxes, etc.)
- Waterproof Paper (Paper Plates, Paper Cups, etc.)
- Thermal paper (Receipts, etc.)
- Carbon Paper (Delivery Vouchers, etc.)
- Peeling paper (Seals, crimped postcard, etc.)
- Paper with several materials (For example, paper that contains aluminum or plastic)
- Oily paper ● Photographs

Used Clothing

Collection days

Twice a Month

Collection Area


Recyclable Collection Area

Disposal Method

Tie with a string in a cross pattern

You don't need to remove buttons and fasteners.

Clothing · Sheet · Towel · Handkerchief etc.



- Used Clothing will be reused as solid fuels, so you don't have to worry about **wrinkles** or **damage**.
- Please do not throw out Used Clothing on **rainy days**.
- You can also dispose of clothes in **clear plastic bags**.

Things that don't fall under this category.
(Example)

- Futons ● Cushions ● Curtains
- Leather Products ● Underwear
- Pillows ● Carpet



Fall under "Burnable Trash" . (See Page8)

Empty Bottles

Separate into **3 Types**

Collection days

Twice a Month

Collection Area

Recyclable Collection Area

Disposal Method

Place in blue containers

You don't need to remove labels.

CLEAR



BROWN



OTHER



A Point About Disposal

Take off the **Lids**



And gently **drain** the contents

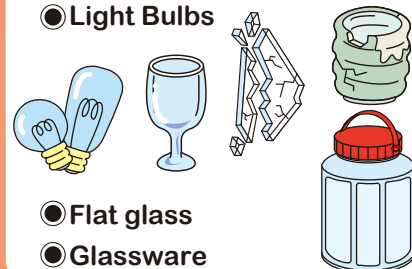
- We collect glass bottles that had **product** inside them.
(Except for makeup bottles that are milky white, and oil bottles)
- Metal lids are "**Unburnable Trash**" , and plastic lids fall under "**Plastic Containers and Packaging.**"
- If you're in the **Togo area**, please **dispose of empty bottles in clear plastic bags by category.**

※ The blue containers placed at the Recyclable Collection Area are for "**Empty bottles**" only.
Please do not use them for other recyclable items.

Things that don't fall under this category.
(Example)

- Ceramics ● Glass

- Light Bulbs



- Flat glass

- Glassware

Fall under "Unburnable Trash" . (See Page9)

PET Bottles

Collection days

Twice a Month

Collection Area

Recyclable Collection Area

Disposal Method

Fully transparent bag
(15~45ℓ)

Look for
the



mark

Soft Drinks , Alcohol
Soy Sauce , etc.

A Point About Disposal

Take off the **Lids & Labels**



And gently **drain** the contents



- Anything that has the Mark falls under this category.
- Cooking oil bottles and other colored bottles are also part of this category.
- PET bottles use in construction or manufacturing fall under Burnables.

Things that don't fall under this category.
(Example)

- Shampoo Containers

- Detergent Containers

- Lids & Labels

- Oil Containers



Fall under "Plastic" . (See Page7)

Used Clothing
Empty Bottles
Pet Bottles

Cans Separate into 2 Types

Collection days

Twice a Month

Collection Area

Recyclable Collection Area

Disposal Method

Fully transparent bag
(15~45ℓ)

※ Household canned products that are disposed of become property of the city. Please do not take them for yourself.

Only for
eating and drinking

Aluminum cans, Steel cans
fall under this category.

A Point About Disposal

Take off the Lids



And gently drain the contents



Don't crush it

- You don't need to separate aluminum and steel cans.
- Canned foods, milk cans, and candy and snack cans also fall under this category.
- Cans over 18ℓ fall under "unburnable trash".
- Lids have an effect on the separation and packing process, so please place them with "unburnable trash".

Look for the



mark



Things that don't fall under this category.
(Example)

- Pet Food Cans ● Oil Cans
- Paint Cans
- Lids



Falls under "Unburnable Trash" . (See Page9)

Gas can • Spray can

Please dispose separately from the other cans.



A Point About Disposal

Take off the Lid



Things that don't fall under this category.
(Example)

- Gas Canister



Falls under "Difficult items" . (See Page13)

- Deodorant Spray, Anti-Perspirant Spray, Paint Spray, Cooling Sprays, and Insecticide Sprays all fall under this category.
- Please dispose after you have **used up** the contents.
- If the contents have **not been used up**, please include a message saying so and dispose of it that way.
- You do not need to punch a hole in the can. If you choose to, make sure to stay **away from flames** in a **well ventilated** area.

BREAK TIME

~ Flow of Trash • Recyclable ~

Recyclables

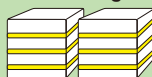


Intermediate Treatment

Hand sorting
Magnetic separation



Compression
&
Packing



Molding
(to Solid fuel)

Crushing
Incineration

Recycling plant



Paper mill, Iron-making factory etc.

Recycled Goods

Waste paper pulp

Glass bottles

Metal products raw materials

Recycled resin • fiber

Unburnable Trash



Burnable Trash



Garbage does not disappear completely.

It's either used as recycled products or becomes landfill.

Let's work together to reduce waste!

Landfill disposal

Burying **Crushed waste** and **Incineration ash**
in Final waste disposal center.

About 54% landfill already.

(As of March 2018)



Plastic Containers and Packaging

Collection days

Once a Week

Collection Area

Clean Station

Disposal Method

Fully transparent bag
(15~45ℓ)

Look for
the



mark

※ Plastic containers and packaging fall under this category.
Plastic Products (like plastic **buckets**) on the other hand, do not.

Please clean plastic items before disposal!

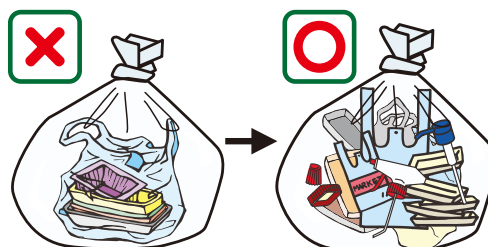
The following illustration has **examples** of items in the "plastic" category.



Tray Containers and Styrofoam also fall under this category.

- You don't need to remove **labels and seals**.
- We don't mind if you use **supermarket bags** to put kitchen garbage in, but please put all unused bags with Plastics.
- We can't recycle **dirty plastic**. Therefore, dirty plastic falls under "Burnable Trash".
- **Wraps** that were used for fresh food, fall under "Burnable trash" despite a recycling mark.

Please don't use two bags at once.



※ If you do this, we can't efficiently collect and separate trash.

Things that are easy to confuse.

Plastic containers
and Packaging

Paper containers
(Burnable Trash)



Plastic
containers
and Packaging

Things that don't fall under this category.
(Example)

Even though the items below are plastic, they fall under
"Burnable trash", so please be careful. (See page 8)



Burnable Trash

Collection days

Twice a Week

Collection Area

Clean Station

Disposal Method

Fully transparent bag (15~45t)

Kitchen Trash

※ Please **drain** all water from kitchen Trash.



Trees and Grass

Please bundle pruned branches.

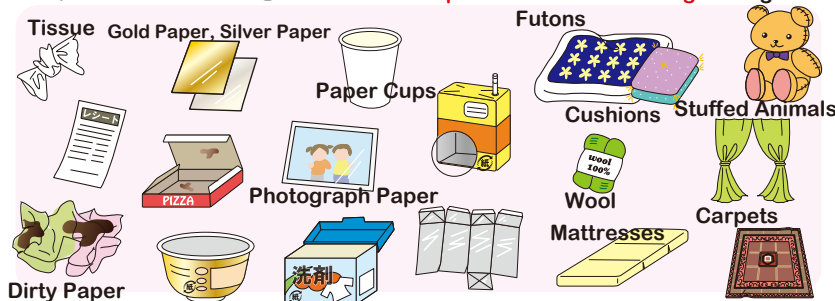


Leather • Rubber (Real and Synthetic)



Paper • Clothing

※ That Fall Outside of the "Used Paper" and "Used Clothing" Categories



Others



Plastics

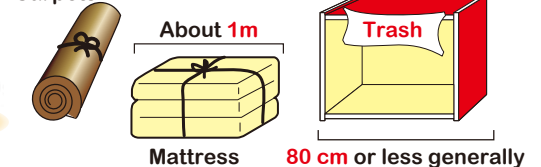
※ That Fall Outside of the "Plastic containers and packaging" and "Pet Bottles" Categories



• For items that won't fit into a bag that is **80cm** or less, please **paste a notice** on it and put out.

• For **fufons**, as much as possible fold them up (about **1 m**) and bind them.

Carpets



- If a **leather or rubber** product has metal parts you can't remove, it still falls under "Burnable trash".
- The largest amount of trash you can put out at once is 30kg (usually **around 4 bags**). If you must throw out **oversized waste**, or a **large quantity of trash at one time**, you must take it directly to the Disposal Center.
- If you throw away **dirty recyclables** as "burnable trash", please write a note indicating their condition.
- Please use as little newspaper (or other recyclables) as possible when wrapping **private items** and food items.

Things that don't fall under this category.
(Example)

The following items do not fall under "Burnable trash".
Please separate them according to type.

Used Paper (Page 4)



Plastic containers and Packaging (Page 7)



Oversized waste (Page 16)

※ If you can somehow break down into less than 80cm, you can throw it out as "Burnable Trash".



Used Clothing (Page 5)



Difficult items (Page 13)



Household medical waste (Page 13)



Unburnable Trash (Page 9) (Plastic items with Metal Parts)

※ If you remove the metal parts, you can throw it out as "Burnable Trash".



Unburnable Trash

Collection days

Once a Month

Collection Area

Clean Station

Disposal Method
Fully transparent bag
(15~45¢)

Metal Items

※ Things that fall outside the "Cans" category.



Glass and Ceramics

※ Things that fall outside the "Empty Bottles" category.



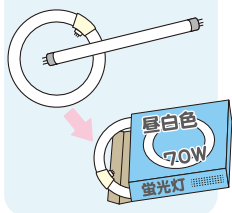
Composite products

※ Products made from metal, glass, and other materials, that can't be dismantled or separated.



Fluorescent Lights

Please **wrap** in paper or the original case.



Toxic waste

Dead batteries, lighters, Mercury Thermometers



Please put out them in a **separate bag**.

A Point About Disposal

Wrap the item in paper and write **きけん** (きけん is "Danger" in Japanese)



Empty the Contents



• For items that won't fit into a bag that is **80cm** or less, please **paste a notice** on it and put out.

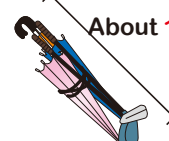
• Fold up **Electric Blankets** as much as possible (about **1 m**) and tie them with string.

• Tie **long and narrow items** like umbrellas (about **1m**), together with string.

Electric Blanket



About 1m



About 1m



80 cm or less generally

● Please check for **dead batteries**, and **remove** them before disposal.

● The largest amount of trash you can put out at once is 30kg (usually **around 4 bags**). If you must dispose of **oversized waste**, or a **large quantity of trash at one time**, you must take it directly to the Disposal Center.

● For trash that can't be cleaned, please write a note indicating its condition.

Things that don't fall under this category.
(Example)

The following items do not fall under "Unburnable trash".
Please separate them according to type.



Cans
(Page 6)

Motorcycles
(Page 13)



Fire extinguishers
(Page 13)



Oversized waste (Page 16)

※ If you can somehow break down into less than 80cm, you can throw it out as "Unburnable Trash"



Empty Bottles
(Page 5)

Household medical waste
(Page 13)



Cell Phones
(Page 13)



Difficult items
(Page 13)



Burnable Trash(Page 8)
(Leather, Rubber)



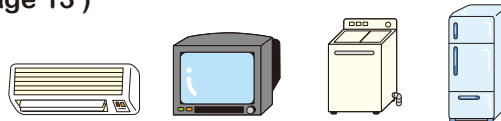
Small Size Rechargeable Batteries
Button Cells
(Page 13)



Personal Computers
(Page 12)



Products subject to the Home Appliance Recycling Act
(Page 12)

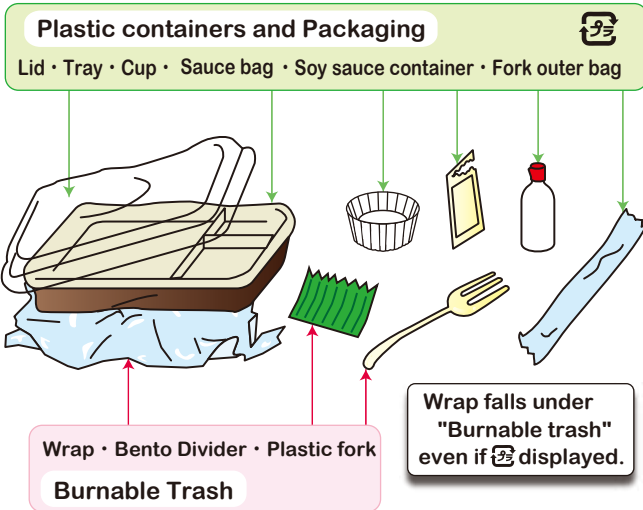


Unburnable
Trash

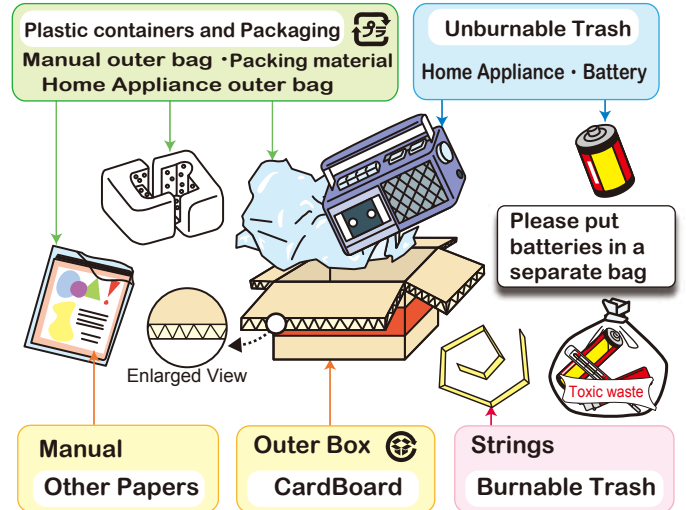
Examples of separation

※ Things that are indicated as "Plastic containers and packaging" in the following are specifically for the case where they are **made of plastic** only. Different materials have different separation rules, so please be careful.

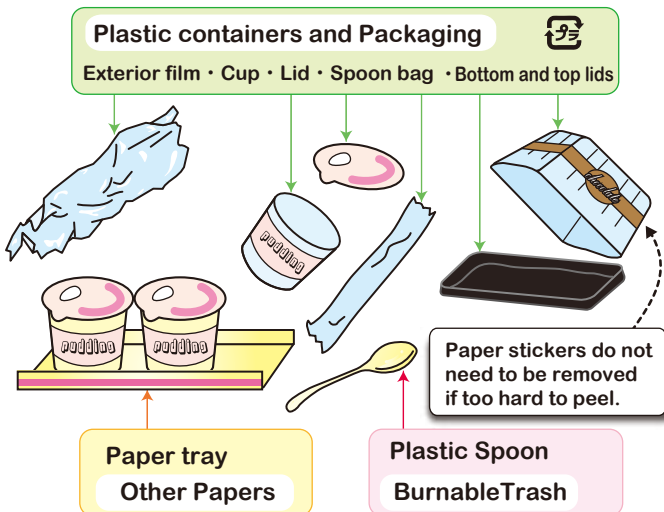
◆Bento◆



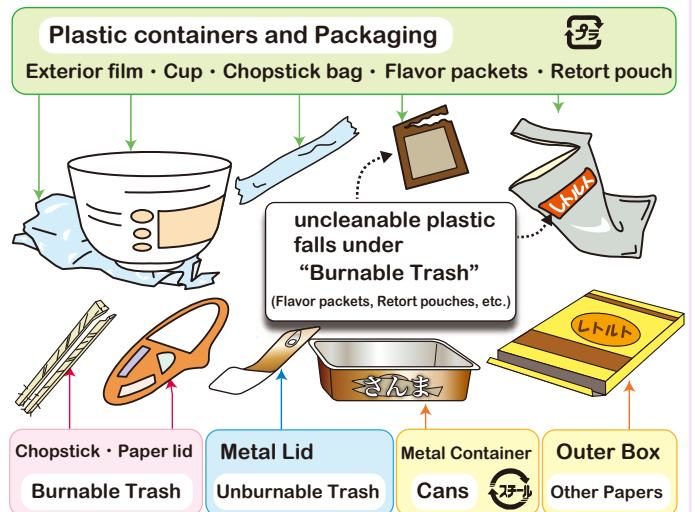
◆Home Appliance◆



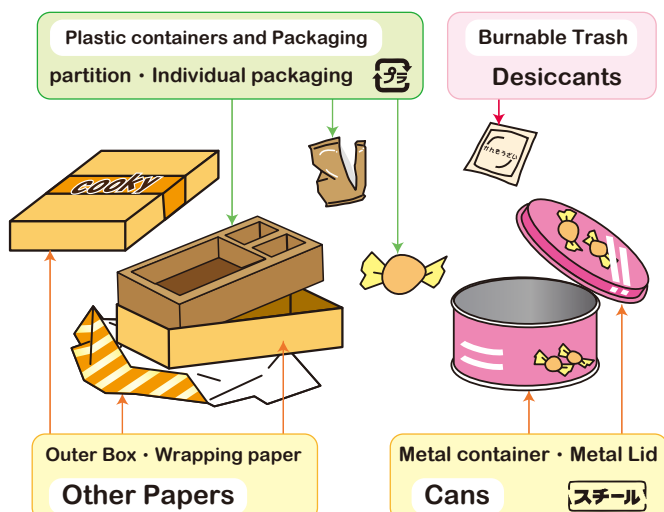
◆Dessert◆



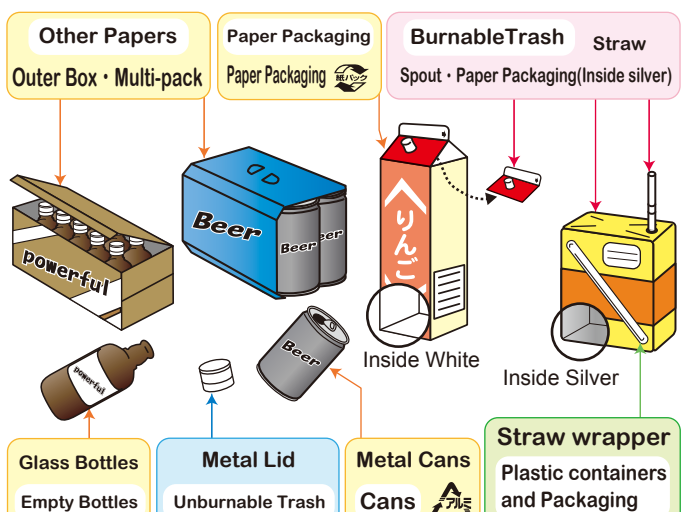
◆Instant food◆



◆Snacks / Confections◆



◆Beverages◆



Example of disposal

Frequently Asked Questions & Answers

For information about Recyclables and Trash,
please contact the Environmental
Policy Division.

TEL: **0982 - 53 - 2256**

Q. Where is the Recyclable Collection Area and Clean Station?

- A. The Clean Stations and Recyclable Collection Areas, where you put your trash and recycling, has been determined by each district. Some districts, may share Recyclable Collection Areas and Clean Stations. Please contact the Environmental Policy Division for details.


Q. Can I put out the trash on the night before collection day?

- A. You can not put out trash the night before collection day. There is a possibility that it will attract cats and crows. Please put out it before 8:40 the morning of collection day.
※ This also applies to recycling.

Q. Why was my trash (recycling) not collected?

- A. It may have been left behind because it was not the collection day or it was not properly separated. After confirming the day and proper sorting, please put it out again. If it has still not been picked up after 16:00 on the correct day, please contact the Environmental Policy Division.

Q. I do not know the criteria of “Plastic containers and Packaging” .

- A. First, separate according to the  mark. Then, separate the “Plastic containers and Packaging” such as Plastic trays, Plastic labels, Plastic lids, etc. Finally separate the “Burnable Trash” such as Plastic spoons, Plastic strings, Plastic cups, etc (See Page 7). Please contact the Environmental Policy Division if you are still confused.

Q. Why do I have to clean the plastic containers and packaging?

- A. Because we can not recycle plastic containers and packaging that are dirty, Plastic containers and packaging inappropriate for recycling, are incinerated, then the ash is put in a landfill. Let's reuse our resources as much as possible.


In recent years, the use of composite materials has been increasing, so, trash separation rules will be different in each municipality. This can make garbage separation very difficult and quite a chore. If you can't determine the category or if you don't know how to sort your garbage, please contact the Environmental Policy Division.

Things not collected or received by the city.

Household Appliances that Fall Under the "Household Appliance Recycle Act"

Products that fall under this category.
Refrigerators, Freezers, Washing Machines,
Drying Machines, Televisions,
Air Conditioners (Outside Air Conditioners)

※ These items cannot be put out **even if broken down**.
There are also cases where the cost of recycling
is more expensive if the item is broken down.



- **Disposal Method 1** Ask an electronics retailer to do it.
You'll have to pay the **recycle and transportation fees**.
 - ◇ Clean Hyuga 0982 - 53 - 3109
 - ◇ Kuroda Kogyo 0982 - 55 - 0055
 - ◇ Hyuga Eiseikosha 0982 - 54 - 5111
 - ◇ Beppu Kanamonoten 0982 - 52 - 4768
- **Disposal Method 2** Use one of the licensed contractors listed on the right.
You'll have to pay the **recycle and transportation fees**.
※ You may not use unlicensed contractors.
- **Disposal Method 3** Bring your items directly to the following designated processing center.
You'll have to pay the **recycle fees**.
※ Please confirm the business hours of your designated processing center beforehand.
After paying the recycle fee at your nearest Post Office, you will receive a Household Appliance Recycle Ticket.
Please bring this to the designated processing center when you deliver your item.

◇ Nobeoka Daikyu Transportation TEL:0982 - 37 - 6431 2923, Totorocho 6-chome, Nobeoka City
(Kurume Transportation site)

【Inquiries about recycling fee】

Household appliance recycle ticket center

☎ 0120 - 319640

URL : <http://www.rkc.aeha.or.jp>



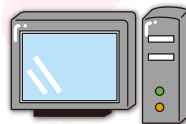
Be Careful!

If you use unlicensed contractors,
then you may run into **higher fees**
and other problems.

Personal Computers

※ Peripherals such as **Mouses**,
Keyboards, **Printers** fall outside of
this category.
They are "Unburnable trash" .

Products that fall under this category.
Notebook Computers
Desktop Computers (Body Only)
Computer Displays (CRT, LCD)
Display Type Computers



● **Disposal Method 1** Manufacturers
Contact the manufacturer's
"PC Recycle Reception Window" .

● **Disposal Method 2** If Self-made
Contact to the Computer 3R Promotion
Association.

【Inquiries about computer disposal】

the Computer 3R Promotion Association

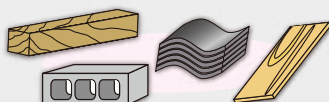
☎ 03 - 5282 - 7685

URL : <http://www.pc3r.jp>



※ Personal Computers with the mark on the left will be collected by the manufacturer
without any fees. However, **computers without the mark have mandatory recycling fees**.

Industrial Waste



Industrial waste can not be processed by the city.

Please contact the industrial waste disposal contractor (for a fee).

Some trash (Tatami, Tiles, Block scraps etc) that is suspected to
be industrial waste require on-site confirmation, even if it is being
issued from home.

Processing
difficulty

Motorcycles



Please recycle according to the “Motorcycles Recycle System” that bike manufacturers operate.
You **won't have to pay** a recycling fee.

【Inquiries about Motorcycle disposal】

Motorcycle Recycle Call Center

☎ 03 - 3598 - 8075

URL : <http://www.jarc.or.jp/motorcycle/>



Cell Phones and PHS

Please recycle according to the “Mobile Recycle Network” that Mobile-service providers operate.
You **won't have to pay** a recycle fee.



Cell phones, PHS phones, batteries, and battery chargers, which have the mark to the right will be collected by shops regardless of maker.

モバイルリサイクルネットワーク
携帯電話やPHSのリサイクルにご協力。

※ You can throw out cell phones and button cells as “Unburnable trash”, but please use store collection as much as possible so we can use the phones and button batteries as recyclables.

Small rechargeable battery Button Cells

Please go to the nearest Collection cooperation store (electronics stores, etc) and put your batteries in the collection box. You **won't have to pay** a recycle fee.

● Small rechargeable batteries

Items with the following marks fall under this category.



Ni-Cd



Ni-MH



Li-ion



Pb

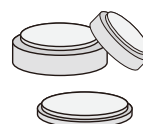
Search for Collection cooperation store

JBRC Search page

URL : <http://www.jbrc.net/hp/contents/index.html>

Consult with the **manufacturer**

● Button Cells



Search for Collection cooperation store

Button battery collection Promotion Center

URL : <http://www.botankaishu.jp>

Fire extinguisher



Please recycle according to the Recycle System that Fire extinguisher manufacturers operate.
You have to pay a **recycle fee**.

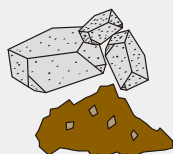
Fire extinguisher recycle promotion center

☎ 03 - 5829 - 6773

URL : <http://www.ferpc.jp>

Other difficult items

Soil, Stones, Hazardous items including explosives, flammable products etc.
These can't be handled properly by the city.



Soil・Stones



Petroleum



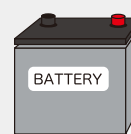
Paints



Agricultural Chemicals
Strong/Poisonous Chemicals



Tires



Large Batteries



Gas Cylinders

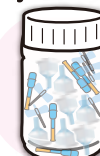
Household Medical Items and Equipment

Please return the following items to **medical institutions** and **pharmacies**.


● Needles, Needles for Collecting Blood, Butterfly Needles



※ Please put in, a clear **puncture resistant** bottle so the contents can be confirmed.



● Cartridges and Syringe barrel



※ Please return in a **clear bag** separate from needles.



If the medical institution or pharmacy has their own rules, please follow them instead.

Please consult a specialist, store, or agency regarding the disposal of these items.
The following are difficult to process and require other methods of disposal.
Please contact the Environmental Policy Division for more information.

Processing
difficulty

Taking large amounts of trash or large items to a disposal facility

Rules

Please **separate** trash and recyclables!



- When you bring recyclables and trash, please make sure they are **separated** according to type.
 - If you have to make **multiple** visits, please contact us beforehand.
 - Please bring your driver's license or other form of identification. (Residency Card is best)
 - You may not bring cars exceeding **4 tons**, or **flatbed trucks with cranes**.
 - If you're bringing trash in a small or light truck, please be careful that it doesn't scatter.
 - Business hours are **8:30~12:00, 13:00~16:00**. Please don't bring trash outside of these hours.
 - Remember not to bring trash that we do not accept (see **pages 12 and 13**).
- We reserve the right to reject trash that is difficult to process.

● **Burnable Trash** (page 8)

● **Used Papers** (page 4)

● **Oversized waste**

(Generally, items larger than **80 cm**)

• Plastic products such as Wardrobe made of **plastic only**.

• **Leather products** such as Golf bag



● **Corpse of pet**

※ we cannot return any **remains** after processing. If you would like to perform **memorial services**, please contact a specialist.

※ For carcasses of animals on public roads, please contact the road's administrator.

(For **City roads** contact the Environmental Policy Division)

● **Pruned branches** We **recycle** these.

※ Branches with a diameter of **5 cm or less** generally and length of about **100cm**.

Example include broad-leaved trees such as:

Ginkgo, Yew Plum/Inumaki, Ubame Oak/Ubamegashi, Oak/Kashi, Zelkova/Keyaki, Camellia/Tsubaki/Sazanka

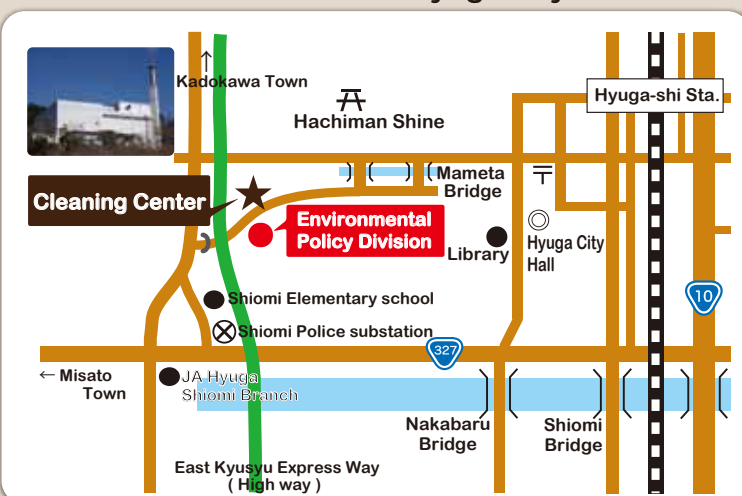
※ We incinerate those less than **80cm** long, and **Japanese cedar/Sugi, Japanese Cypress/Hinoki Pine (and other conifers), Bamboo, Grasses, Juniper, Palms, Fire Thorns/Pirikansa, Cacti, and other plants with thorns.**

Cleaning Center

(Holiday : **Saturday** and **Public holiday**)

〒 883-0034

2192 Ooaza Tomitaka Hyuga City ☎ 53-3401



- ★ Pruned branches that are not recycled will be **incinerated**.
- ※ Please cut pruned branches that will be incinerated to length of about **80cm** and diameter about **15cm**.

● **Unburnable Trash** (page 8)

● **Plastic Containers and Packaging** (page 7)

● **Used Paper** (page 4)

● **Used Clothing** (page 5)

● **Empty Bottles** (page 5)

● **Cans** (page 6)

● **PET Bottles** (page 5)

● **Oversized waste**

(Generally, items larger than **80 cm**)

• Bicycle, Home appliances, those containing **Metal and Glass**

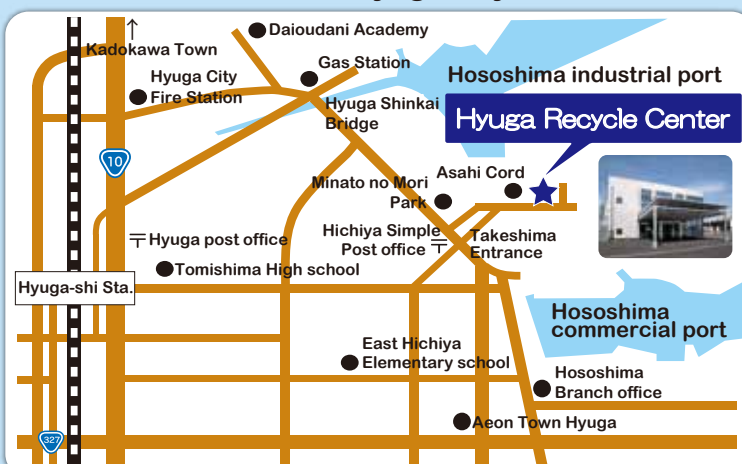
• **Furniture** such as beds, wardrobes, etc



Hyuga Recycle Center

〒 883-0063

1 Takeshima Chou Hyuga City ☎ 55-0055



Waste from business activities follow different rules,
Please contact us for more information